

Happy Summer!

Dear Families of *almost* Kindergarteners,

Though summer break is only a few months long, it is still very important to maintain the incredible academic and personal skills your child has learned and worked so hard on this year. Summer Slump occurs when students lose skills over the summer by not continuing to practice them outside of classroom walls. Summer is also a great opportunity to practice new skills your child may not have mastered yet.

Inside this packet, you will find a variety of activities that will help your child get ready for their big *Kindergarten* year! Take your time spreading activities across the summer. Revisit activities that your child may not be strong in. Lots of practice over the summer will make for a stronger start to your child's first official educational experience.



Remember, play is also important for your child to learn! It is encouraged for your child to have authentic play experiences this summer- especially away from screen time! Encourage your *almost* *Kindergartener* to read books, visit the park or playground, pedal a tricycle, draw pictures, build towers of blocks, create with play dough, and pretend play!

Have a wonderful Summer!

July's Sunny Self Portrait

Name: _____



Draw a picture of yourself below. Remember to switch colors and use colors that match your hair, eyes, skin, and clothes. Include as many details as you can!



August's Sunny Self Portrait

Name: _____

Draw a picture of yourself below. Remember to switch colors and use colors that match your hair, eyes, skin, and clothes. Include as many details as you can!



Towel Off Your Name

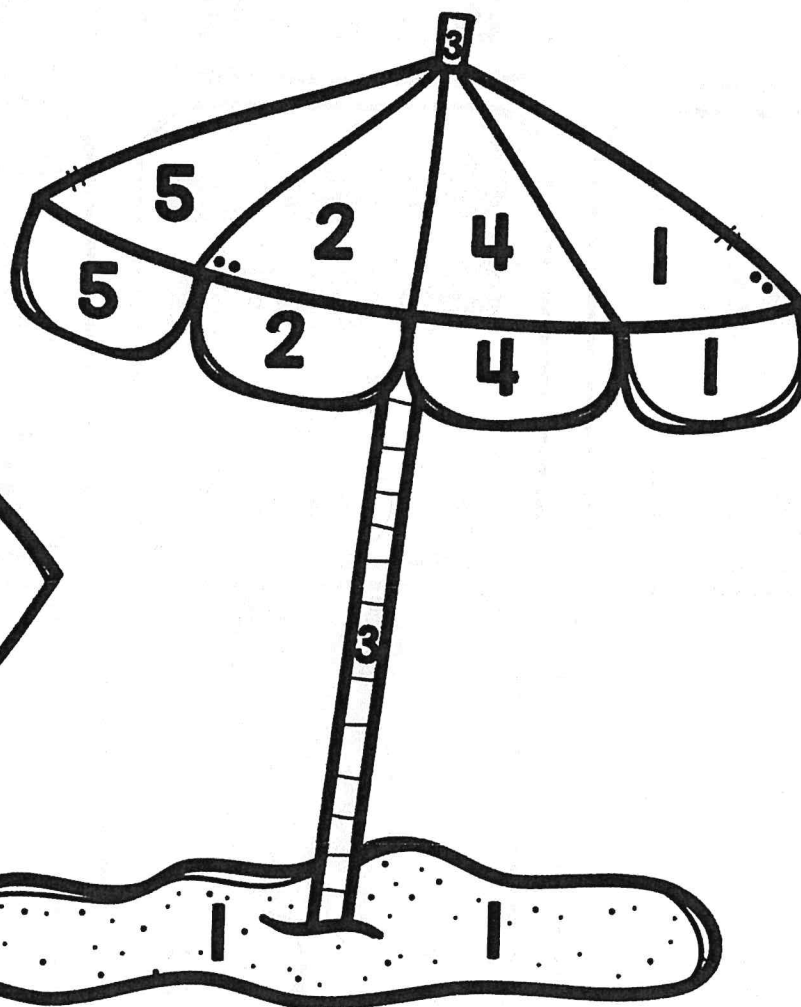
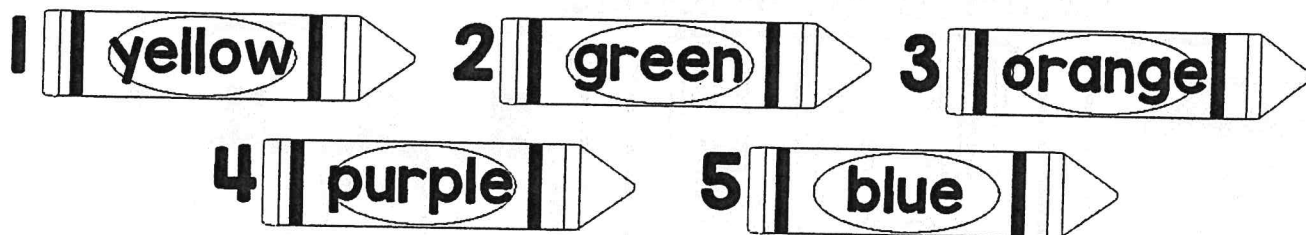
Name: _____

Practice writing your name on the beach towel. Write them in all uppercase letters when you are first learning it. Then, when you've gotten really good at that, try practicing your name with lowercase letters.

Sunkissed Color

Name: _____

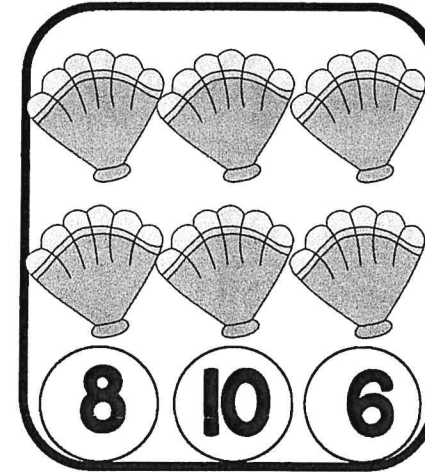

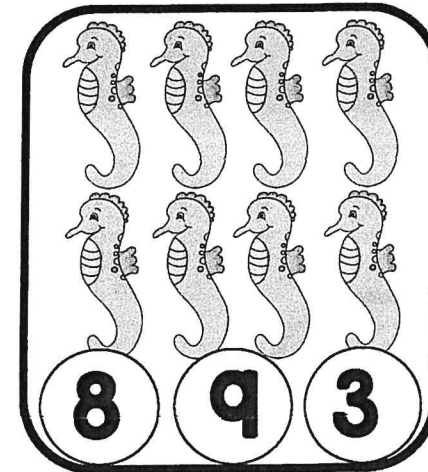
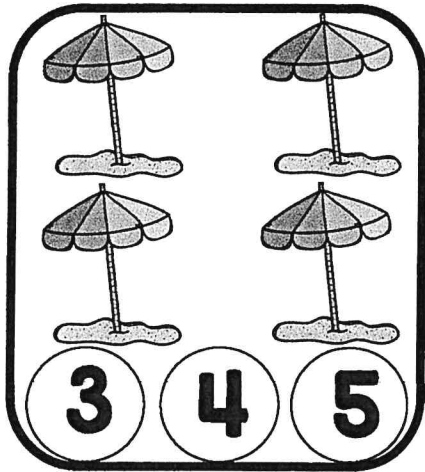

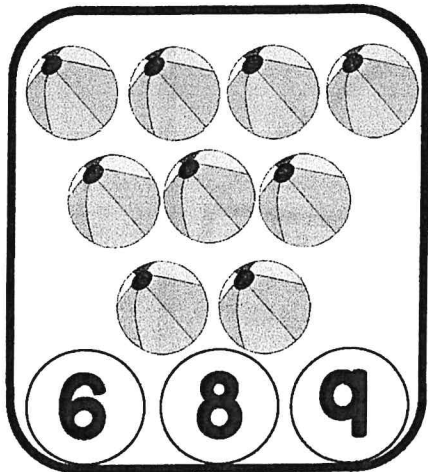
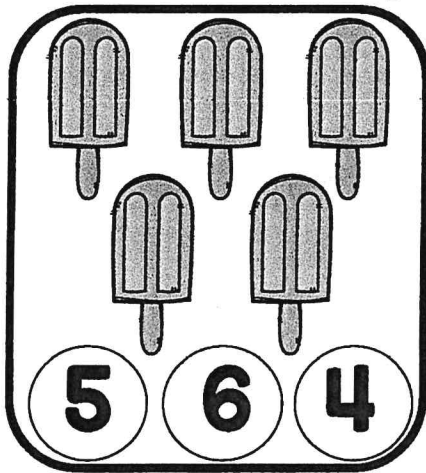

Color the picture by number.



A Bunch at the Beach

Name: _____

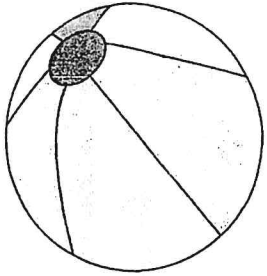
Count the beach items and color in the circle that shows the correct number of objects.



Sunny Summer Sounds


Name: _____

Color in the circle that shows the first letter of each picture.
It's okay if you need a grown up to help you.



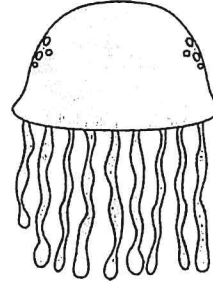
beach ball

B D L



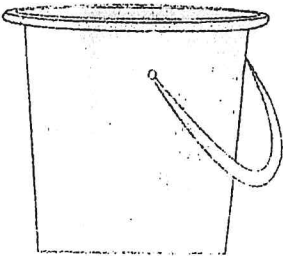
sun

C S F




jellyfish

U L J




pail

L P D




octopus

O T Q



flippers

E L F



umbrella

I M U



lotion

S O L



watermelon

T W R

Drawing Shapes in the Sand

Name: _____

Have a grown up read each shape name.
Then draw that shape in the sand.

circle

square


rectangle

triangle


Summertime Rhymes

Name: _____

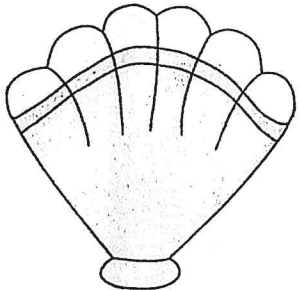
Draw a line to connect each rhyming pair.



boat




mail



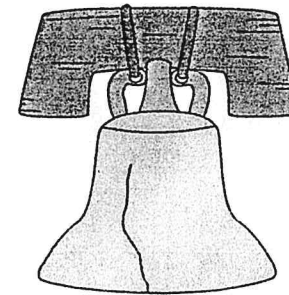
shell



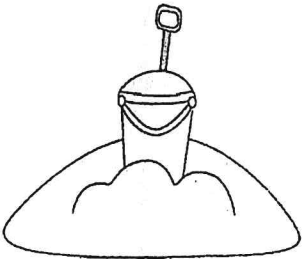
coat



pail



bell



sand


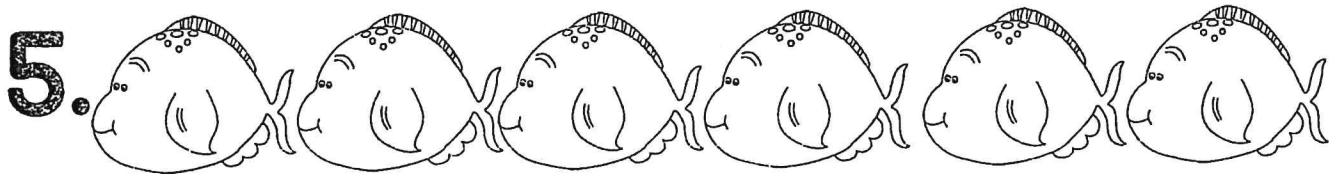

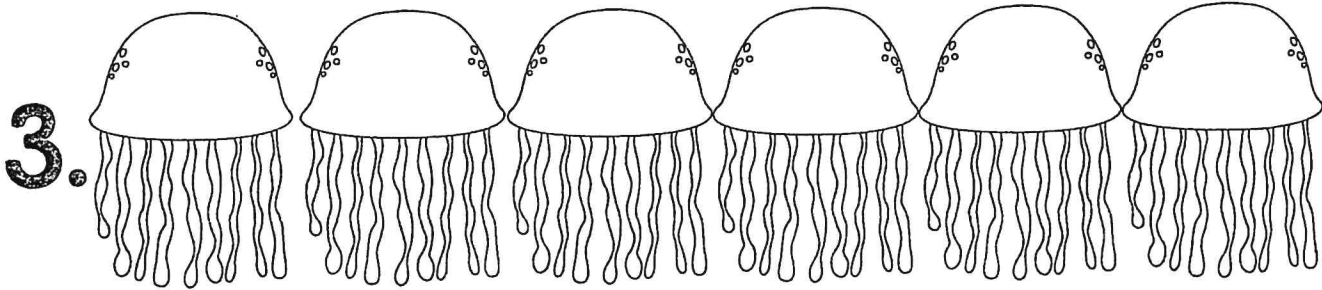




hand

Under the Sea of Patterns

Name: _____

Color each line of ocean life in a pattern. Remember you can color in an AB, ABC or any other type of pattern you can think of.



SUMMERize Your Reading


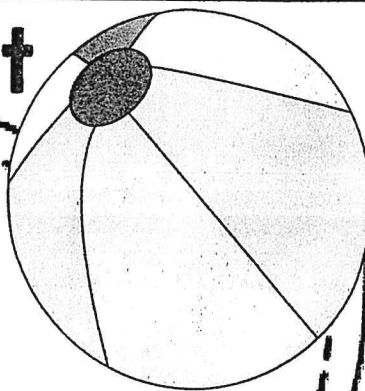
Name: _____

Have a grownup help you write the Title and Author of a book you read this summer. Then, draw a picture of your favorite part below. Remember to include details such as character and setting!

Title: - - - - -

Author: - - - - -

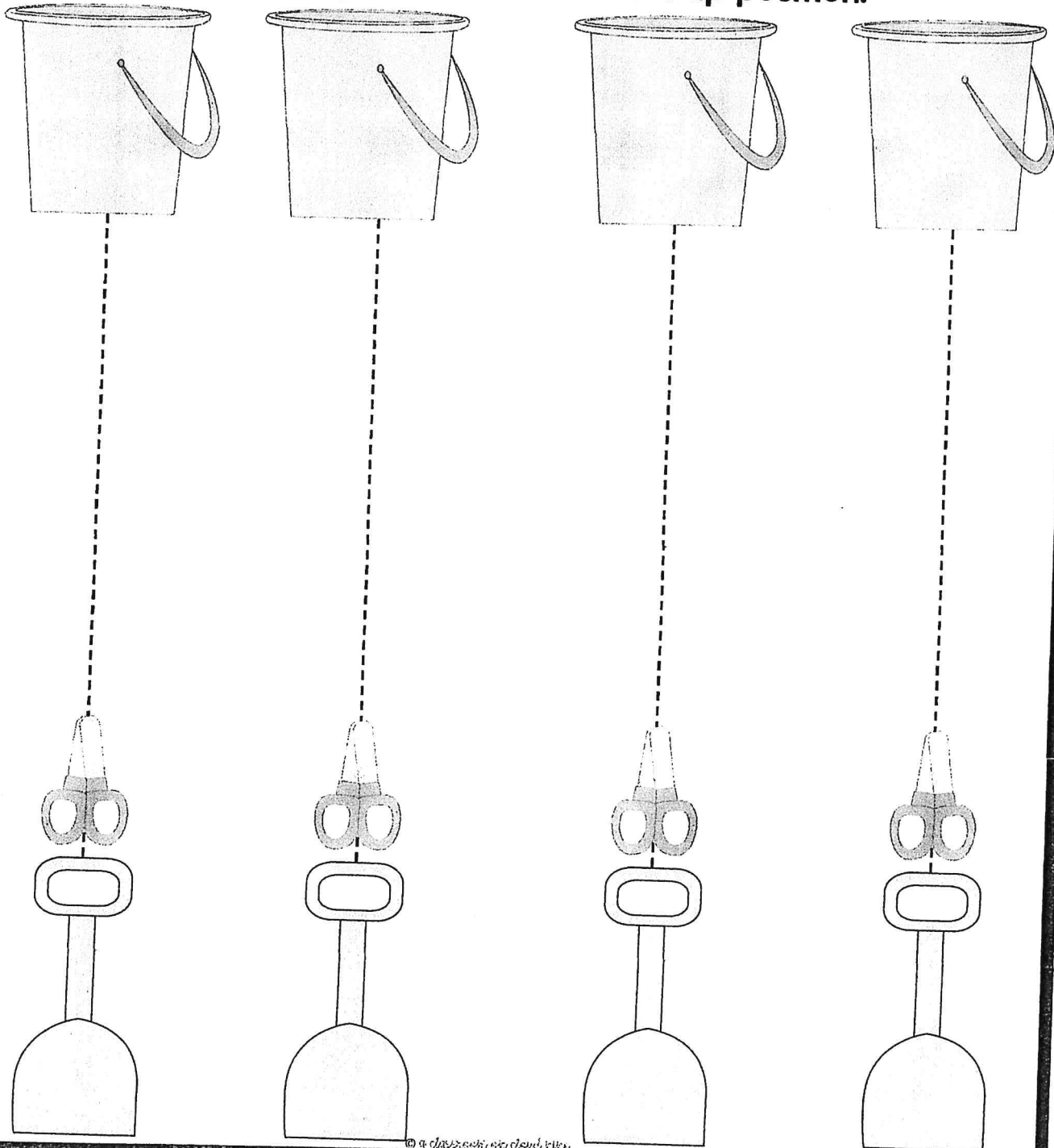
My Favorite Part



Cutting From Shovel to Pail

Name: _____

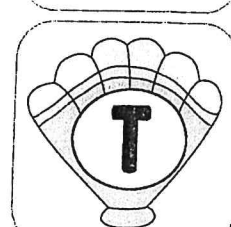










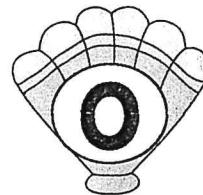


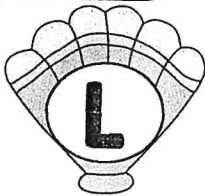

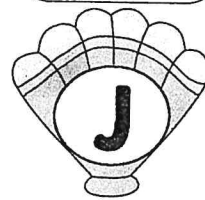







Cut from the shovel up to the pail and stop. Remember to put your thumb in the small hole, and your pointer and middle finger in the bigger hole with thumbs up position!



A, B, Sea Shells

Name: _____

Cut and Paste the sea shells in the correct alphabetic order.



Splish Splash Numbers

Name: _____

Cut and paste each splash in the correct number order.

1

2

5

6

7

9

11

12

13

15

14

4

8

10

3